

HOSPITALITY

| Instruction Sheet

Technical Characteristics

i-TOUCH DND SYSTEM

The i-Touch DND system lets hotel guests communicate their wishes to the hotel staff distinctly and conveniently. To inform the staff, the guests only have to touch the appropriate button on the actuator (102560) in their room. The LED display unit installed outside the room (102561) informs the hotel staff about the requirement made by the guest. Super luxurious in appearance, the i-Touch DND is a sophisticatedly designed system that uses EEPROM for easy operation.

The System comes in following units and options:

Indoor Unit - 102560

1) Please wait (⌚) 2) Make my room (🛏) 3) Do not disturb (🚫)

Outside Unit - 102561

a) Indicators: 1) Please wait (10 minutes) (⌚) 2) Do not disturb (🚫) 3) Make my room (🛏)

b) Bell Push Switch (🔔)

Technical Specifications


- Rated Voltage: 160-264V, 50-60Hz
- Humidity Range: 10-50° C: 95% Rh
- Rated Load (Bellpush): 2 A
- Service Life: 50,000 operations
- Size: 2 Module
- Power consumption in stand by mode: 0.3 W
- Suitable for mounting on inflammable surface ▽
- Impact protection: IK 02
- Class II Appliance □

Salient Features

- Different coloured LED for easy identification.
- Stylish looks and feather-touch operation.
- Simple retrofit installation.
- Wait option available.
- Make my room will be displayed on the outside unit even if the occupant leaves the room.

Functions

- The hotel guest has options to indicate his/her requirement by touching the appropriate key on the inside unit. The corresponding icon is lit on the outdoor unit for the information of the hotel staff/visitor.
- In normal course or when the Make My Room icon (🛏) is activated, the bell can be operated by touching the bell key on the outdoor unit.
- In the case of actuation of the 'Do Not Disturb' key by the guest, (🚫) the icon on the outside unit will glow and the bell gets disabled. The DND mode can be deactivated by touching the DND icon again or activating the other keys on the inside unit.
- When the guest activates the 'Please Wait' button (⌚), the corresponding icon on the outdoor unit will glow for 10 minutes and the bell will be disabled for 10 minutes. If anyone touches the bell icon on the outdoor unit, the wait icon will blink. The bell will be automatically re-activated after 10 minutes.



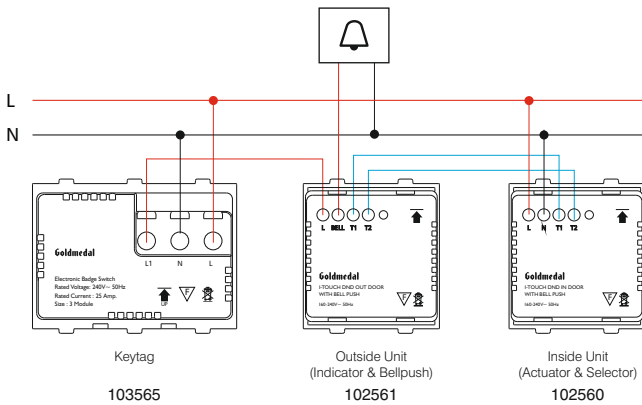
⚠ Safety Instructions

- Electrical equipment must be installed and fitted by a qualified electrician only.
- The electronic switches are single pole switches and disconnect only one pole when they are OFF.
- To prevent electric shock, disconnect both the poles of the main supply, before working on the appliance.
- Failure to observe any of the installation instructions may result in fire and other safety hazards.

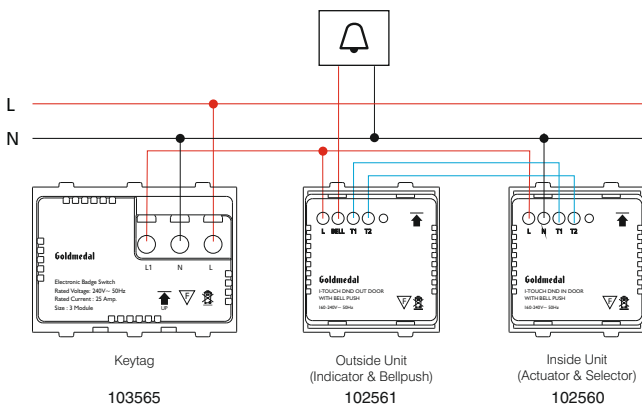
Warranty

All electronic devices are warranted against manufacturing defects for two years from the date of purchase. In the event of defects, Goldmedal will repair or, at its discretion, replace the warranted product if delivered to a Goldmedal authorized dealer along with a duly stamped guarantee card or sales receipt that shows the date of purchase along with the serial no. of the product. This warranty excludes defects due to abnormal load, abuse or failure to use the product in accordance with the instructions. Goldmedal shall not be liable for any other damages, whether incidental, consequential or otherwise.

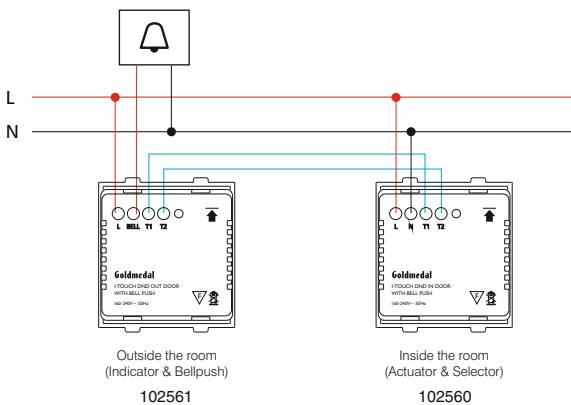
Wiring Diagrams



1. If the occupant has left the room and he/she has activated the "Make My Room" option, the icon will be 'ON' and the DND, Wait and Bell will be also disabled. To ensure proper working of the DND system, the outdoor unit of the DND should be connected to the key tag wiring while the indoor unit should be connected to the hotel main supply.

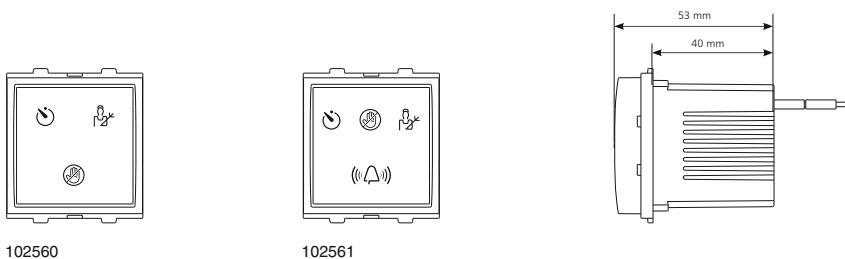


2. If both indoor and outdoor units are connected to the key tag then in case the guest leaves the room, both units will get disabled. Any preference that the guest selected will no longer display on the outdoor unit.



3. If both units are connected to the main supply then both units including bellpush will continue to work even after the guest leaves the room.

Dimensions (mm) Side view shows overall dimensions & flush depth.



GOLDMEDAL ELECTRICALS PVT. LTD.

Bldg. No. 2, Shripal Industrial Estate, Valliv Road, Vasai East, Thane - 401208, Maharashtra, India.
For more details, email us at info@goldmedalindia.com www.goldmedalindia.com

Customer Care Toll Free No.
1800 209 0234

© Copyright 2003 by Goldmedal Unless otherwise specified, the products illustrated in this Leaflet have been designed by Goldmedal and are covered by one or more international patents.

